

FDPP Form 1 - Annual Budget Report

(DBM Local Budget Memorandum No. 77 dated May 15, 2018, LBP Form No. 1)

**GENERAL FUND
MUNICIPALITY OF TALAVERA**

Object of Expenditure 1	Account Code 2	Income Classification 3	Past Year (Actual) 2020 4
I. BEGINNING CASH BALANCE			24,049,538.89
II. RECEIPTS			
A. Local Sources			
1. Tax Revenue			
a. Real Property Tax(RPT) (Basic RPT)	4-01-02-040	R	18,468,380.84
b. Taxes on Goods and Services	4-01-03-030	R	36,583,993.67
c. Other Local Taxes	4-01-01-050	R	2,453,420.08
Total Tax Revenue			57,505,794.59
2. Non-Tax Revenue			
a. Regulatory fees		R	15,903,468.74
b. Service/User charges		R	5,581,542.25
c. Receipts from Operation of Economic Enterprises	4-03-01-060	NR	2,014,532.46
c.1 Market			1,215,870.49
c.2 Slaughterhouse			798,661.97
d. Other Receipts		NR	33,172,122.77
d.1 Interest Income			
d.2 Receipts from Cemetery Operation			
Total Non-Tax Revenue			56,671,666.22
Total Local Sources			114,177,460.81
B. External Sources			

1. Internal Revenue Allotment	4-01-06-010	R	293,060,654.00
2. Other Share from National Tax Collections	4-04-01-010	R	220,343.06
3. Inter-Local Transfer		NR	33,761,657.00
3.1 Subsidy from GOCC (Unifast)			9,339,936.00
3.2 Subsidy from NGA (BGCM)			24,421,721.00
3.3 Subsidy from Other LGUs			-
Total External Sources			327,042,654.06
C. Non-Income Receipts		NR	
1. Capital Investment Receipts			
2. Receipts from Loans and Borrowings			23,915,381.67
Total Non-Income Receipts			23,915,381.67
TOTAL RECEIPTS			489,185,035.43
III. EXPENDITURES:			
1.1 Personal Services			
Salaries and Wages - Regular	5-01-01-010		74,351,539.14
Salaries and Wages - Casual	5-01-01-020		4,245,235.80
Personnel Economic Relief Allowance (PERA)	5-01-02-010		6,700,130.75
Representation Allowance (RA)	5-01-02-020		2,849,587.50
Transportation Allowance (TA)	5-01-02-030		2,469,075.00
Clothing/Unifrom allowance	5-01-02-040		797,454.56
Subsistence Allowance	5-01-02-050		585,200.00
Laundry Allowance	5-01-02-060		70,650.00
Hazard pay	5-01-02-110		952,987.82
Overtime & Night pay	5-01-02-130		183,756.12
Year-end bonus	5-01-02-140		6,606,499.30
Cash gift	5-01-02-150		1,482,500.00
Other bonuses & allowances	5-01-02-990		9,719,873.46
Retirement and Life Insurance Contributions	5-01-03-010		9,295,087.19
Pag-IBIG Contributionn	5-01-03-020		349,700.00

Philhealth contributions	5-01-03-030	1,070,044.05
Employees Compensation Insurance Premiums	5-01-03-040	348,378.11
Terminal Leave Benefits	5-01-04-030	4,533,938.70
Other Personnel Benefits	5-01-04-990	26,051.39
TOTAL PS		126,637,688.89
1.2 Maintenance & Other Operating Expenses		
Traveling Expenses - Local	5-02-01-010	407,282.00
Training Expenses	5-02-02-010	543,177.36
Scholarship Grants/Expenses	5-02-02-020	-
Office Supplies Expenses	5-02-03-010	5,287,554.02
Accountable Forms Expenses	5-02-03-020	912,814.00
Non-Accountable Forms Expenses	5-02-03-030	550,240.00
Animal/Zoological Supplies Expenses	5-02-03-040	295,510.00
Food Supplies expenses	5-02-03-050	-
Drugs and Medicines Expenses	5-02-03-070	5,418,529.46
Medical, Dental and Laboratory Supplies Expenses	5-02-03-080	2,902,313.30
Fuel, Oil and Lubricants Expenses	5-02-03-090	3,914,114.32
Agricultural and Marine Supplies Expenses	5-02-03-100	1,925,855.00
Textbooks and Instructional Materials Expenses	5-02-03-110	-
Other Supplies and Materials Expense	5-02-03-990	3,411,918.00
Water Expenses	5-02-04-010	994,600.39
Electricity Expenses	5-02-04-020	6,345,085.46
Postage and Courier Service	5-02-05-010	-
Telephone Expenses	5-02-05-020	1,443,099.60
Internet Subscription Expenses	5-02-05-030	101,744.21
Cable, Satellite, Telegraph and Radio Expenses	5-02-05-040	-
Prizes	5-02-06-020	-
Research, Exploration and Development Expenses	5-02-07-020	-
Other Professional Services	5-02-11-990	22,648,920.25
Environment/Sanitary Services	5-02-12-010	6,226,850.30


Janitorial Services	5-02-12-020	3,291,851.82
Security Services	5-02-12-030	435,300.00
Other General Services	5-02-12-990	16,612,113.32
Repairs and Maintenance – Infrastructure Assets	5-02-13-030	1,614,645.27
Repairs and Maintenance – Buildings and Other Structures	5-02-13-040	113,341.79
Repairs and Maintenance – Machinery and Equipment [OE]	5-02-13-050-02	83,600.00
Repairs and Maintenance – Machinery and Equipment [ICT E]	5-02-13-050-03	-
Repairs and Maintenance – Machinery and Equipment [Agri. E]	5-02-13-050-04	-
Repairs and Maintenance – Machinery and Equipment [Heavy E.]	5-02-13-050-08	4,177,405.00
Repairs and Maintenance – Machinery and Equipment [DRRE]	5-02-13-050-09	71,000.00
Repairs and Maintenance – Machinery and Equipment [MPSE]	5-02-13-050-10	
Repairs and Maintenance – Machinery and Equipment - Medical E.	5-02-13-050-11	
Repairs and Maintenance – Machinery and Equipment -Others	5-02-13-050-99	-
Repairs and Maintenance – Transportation Equipment	5-02-13-060	1,038,561.13
Repairs and Maintenance – Furniture and Fixtures	5-02-13-070	139,490.00
Repairs and Maintenance – Other Property, Plant and Equipment	5-02-13-990	49,805.00
Subsidy to Other Funds	5-02-14-060	-
Subsidy - Others	5-02-14-990	-
Taxes, Duties and Licenses	5-02-16-010	43,973.69
Fidelity Bond Premiums	5-02-16-020	152,872.48
Insurance Expenses	5-02-16-030	706,878.79
Advertising Expenses	5-02-99-010	15,000.00
Printing and Publication Expenses	5-02-99-020	463,220.00
Representation Expenses	5-02-99-030	556,326.00
Rent Expenses	5-02-99-050	-
Membership Dues and Contributions to Organizations	5-02-99-060	354,471.13
Donations	5-02-99-080	1,270,800.00
Other Maintenance and Operating Expenses	5-02-99-990	52,100,389.72
• Discretionary expenses		289,610.00
• PPAs re: CoVID-19		
TOTAL MOOE		146,910,262.81


1.3 Financial Expenses		
Bank Charges	5-03-01-040	25,000.00
Other Financial Charges	5-03-01-990	
• Documentary stamps		180,481.87
• Const. of Bldg/Extension of gym/Impt. Of Plaza/Concreting-GRT		-
• Covered courts(open sided structures)-GRT		-
TOTAL FE		205,481.87
2.0 Capital Outlay		
Land	1-07-01-010	-
Road Networks	1-07-03-010	290,208.00
Flood Control System	1-07-03-020	990,996.92
Building	1-07-04-010	1,865,107.61
Hospitals	1-07-04-030	2,386,141.73
Other Structures	1-07-04-990	3,388,396.39
Office equipment	1-07-05-020	560,885.00
Information and Communication Technology Equipment	1-07-05-030	4,995,750.00
Agricultural and Forestry Equipment	1-07-05-040	-
Military, Police, Security Equipment	1-07-05-100	71,060.00
Medical equipment	1-07-05-110	-
Printing Equipment	1-07-05-120	265,000.00
Other Machinery & Equipment	1-07-05-990	415,000.00
Motor vehicles	1-07-06-010	2,741,000.00
Furniture & Fixtures	1-07-07-010	799,748.15
TOTAL CO		18,769,293.80
3.0 Special Purpose Fund		
Appropriation for Development Programs/Projects (20%)		63,179,926.46
Appropriation for Mun. Disaster Risk Reduction Management		19,735,000.00
Appropriation for Debt Services		9,398,603.64

PPAs under Bayanihan Grant for Cities and Municipalities (BGCM)			24,421,719.90
Appropriation for CoVID-19 Recovery PPAs			-
Election Reserve			-
Aid to Barangays			1,973,000.00
Katarungang Pambarangay			53,000.00
TOTAL SPF			118,761,250.00
TOTAL EXPENDITURES			411,283,977.37
IV. Ending Balance			77,901,058.06

We hereby certify that the information presented above are true and correct. We further certify that the foregoing estimated recei


EMYLOU M. DONESA
Acting Municipal Treasurer


EVELYN V. MANGALILI
Municipal Budget Officer


EVINA G. PABLO
MPDO

Approved:


NERIVI S. MARTINEZ
Municipal Mayor

Current Year (Estimate) 2021			Budget Year (Proposed) 2022 8
First Semester (Actual) 5	Second Semester (Estimate) 6	Total 7	
26,828,781.32	-	26,828,781.32	-
14,911,829.80	33,282,709.20	48,194,539.00	50,840,532.00
31,677,895.20	-	31,677,895.20	33,150,000.00
1,874,509.50	1,125,490.50	3,000,000.00	3,300,000.00
48,464,234.50	34,408,199.70	82,872,434.20	87,290,532.00
15,215,425.20	1,018,919.80	16,234,345.00	19,867,885.00
4,163,809.75	2,341,240.25	6,505,050.00	6,771,350.00
-	-	-	-
-	-	-	-
-	-	-	-
7,055,486.62	839,513.38	7,895,000.00	597,000.00
26,434,721.57	4,199,673.43	30,634,395.00	27,236,235.00
74,898,956.07	38,607,873.13	113,506,829.20	114,526,767.00

157,046,452.98	157,046,453.02	314,092,906.00	428,086,260.00
810,060.60	-	810,060.60	420,000.00
-	7,000,000.00	7,000,000.00	7,000,000.00
-	7,000,000.00	7,000,000.00	7,000,000.00
-	-	-	-
-	-	-	-
157,856,513.58	164,046,453.02	321,902,966.60	435,506,260.00
2,421,116.48	103,808,883.52	106,230,000.00	-
2,421,116.48	103,808,883.52	106,230,000.00	-
262,005,367.45	306,463,209.67	568,468,577.12	550,033,027.00
41,309,059.12	49,357,646.00	90,666,705.12	103,373,820.00
2,259,227.50	2,351,406.50	4,610,634.00	6,249,444.00
3,588,704.60	4,209,295.40	7,798,000.00	8,400,000.00
1,490,950.00	1,543,700.00	3,034,650.00	3,185,400.00
1,308,700.00	1,455,950.00	2,764,650.00	2,915,400.00
-	400,800.00	400,800.00	700,000.00
168,050.00	785,950.00	954,000.00	1,026,000.00
19,950.00	68,250.00	88,200.00	93,600.00
358,412.69	1,341,995.23	1,700,407.92	2,012,870.16
-	152,810.08	152,810.08	204,305.10
-	8,238,512.00	8,238,512.00	9,248,912.00
-	1,670,000.00	1,670,000.00	1,755,000.00
7,194,302.00	2,325,157.00	9,519,459.00	10,885,272.00
5,152,061.58	6,276,822.66	11,428,884.24	13,154,791.68
178,000.00	211,900.00	389,900.00	420,000.00


592,071.31	1,005,403.91	1,597,475.22	2,160,767.28
177,785.57	212,114.43	389,900.00	420,000.00
2,528,741.55	5,067,341.76	7,596,083.31	16,000,000.00
-	397,836.80	397,836.80	1,300,000.00
66,326,015.92	87,072,891.77	153,398,907.69	183,505,582.22
87,140.00	1,205,579.00	1,292,719.00	1,231,480.00
28,200.00	1,410,127.12	1,438,327.12	2,212,056.40
1,177,020.00	4,352,980.00	5,530,000.00	6,180,000.00
2,992,810.00	1,817,178.26	4,809,988.26	5,517,929.46
334,850.00	447,670.00	782,520.00	790,194.00
122,545.00	501,615.00	624,160.00	626,490.00
342,960.00	261,040.00	604,000.00	650,000.00
-	-	-	-
3,323,069.90	5,863,752.25	9,186,822.15	12,524,485.43
2,898,620.00	853,669.00	3,752,289.00	3,133,619.00
377,930.00	7,443,845.80	7,821,775.80	8,100,297.40
1,606,715.00	1,138,823.00	2,745,538.00	2,810,580.00
-	-	-	316,800.00
2,175,436.44	1,766,196.56	3,941,633.00	5,563,578.92
469,230.62	1,065,769.38	1,535,000.00	1,535,000.00
2,918,132.81	7,335,298.48	10,253,431.29	10,353,740.73
-	4,000.00	4,000.00	12,000.00
789,099.79	902,340.21	1,691,440.00	1,148,408.40
61,906.83	485,493.17	547,400.00	986,201.19
-	4,800.00	4,800.00	-
-	-	-	-
-	70,000.00	70,000.00	70,000.00
11,123,831.72	15,194,233.28	26,318,065.00	27,176,956.00
2,784,913.93	3,799,950.07	6,584,864.00	7,031,200.00

1,600,744.05	2,812,693.06	4,413,437.11	4,076,770.00
197,977.95	234,022.05	432,000.00	432,000.00
8,424,483.89	10,481,058.66	18,905,542.55	22,188,516.11
-	93,782.16	93,782.16	-
99,950.00	100,486.22	200,436.22	200,014.78
137,048.55	123,429.04	260,477.59	-
-	28,930.94	28,930.94	417,179.29
	-	-	-
2,070,135.00	1,010,065.00	3,080,200.00	3,080,200.00
-	151,000.00	151,000.00	176,000.00
	30,000.00	30,000.00	-
-	40,000.00	40,000.00	-
-	5,000.00	5,000.00	-
588,089.58	630,788.42	1,218,878.00	1,123,565.52
-	86,227.03	86,227.03	81,499.03
-	-	-	50,000.00
-	50,000.00	50,000.00	100,000.00
-	-	-	-
4,580.23	203,179.77	207,760.00	222,760.00
41,280.00	116,030.00	157,310.00	202,500.00
354,252.56	898,047.44	1,252,300.00	1,255,800.00
20,000.00	136,000.00	156,000.00	155,500.00
562,220.00	598,480.00	1,160,700.00	1,454,760.00
274,395.00	502,896.00	777,291.00	800,173.00
-	15,000.00	15,000.00	15,000.00
350,000.00	152,408.00	502,408.00	458,400.00
60,000.00	754,965.56	814,965.56	80,000.00
13,947,019.00	27,085,094.54	41,032,113.54	74,207,317.56
-	363,792.95	363,792.95	369,367.62
-	737,964.00	737,964.00	-
62,346,587.85	103,365,701.42	165,712,289.27	209,118,339.84

2,000.00	748,000.00	750,000.00	90,000.00
18,159.00	31,841.00	50,000.00	1,050,000.00
-	-	-	-
-	-	-	-
20,159.00	779,841.00	800,000.00	1,140,000.00
-	-	-	15,000,000.00
995,291.47	4,708.53	1,000,000.00	-
1,929,293.23	5,506.77	1,934,800.00	-
-	100,000,000.00	100,000,000.00	-
1,441,434.06	3,565.94	1,445,000.00	-
-	-	-	-
65,000.00	128,000.00	193,000.00	121,400.00
365,000.00	6,995,845.12	7,360,845.12	2,689,629.00
1,647,000.00	3,000.00	1,650,000.00	1,060,000.00
461,450.00	570.00	462,020.00	-
-	-	-	800,000.00
-	-	-	-
48,000.00	-	48,000.00	16,800.00
1,545,200.00	7,689,800.00	9,235,000.00	100,000.00
298,000.00	5,700.00	303,700.00	127,000.00
8,795,668.76	114,836,696.36	123,632,365.12	19,914,829.00
39,131,437.12	28,918,562.88	68,050,000.00	93,584,000.00
10,208,951.75	11,266,048.25	21,475,000.00	27,375,000.00
6,223,757.56	10,839,237.05	17,062,994.61	14,097,315.94

-	-	-	-
-	8,360,064.63	8,360,064.63	-
-	-	-	391,960.00
1,206,000.00	1,500,000.00	2,706,000.00	853,000.00
53,000.00	-	53,000.00	53,000.00
56,823,146.43	60,883,912.81	117,707,059.24	136,354,275.94
194,311,577.96	366,939,043.36	561,250,621.32	550,033,027.00
67,693,789.49	(60,475,833.69)	7,217,955.80	0.00

pts are reasonably projected as collectible for the Budget Year


MARIBEL G. OCTAVIO
Municipal Accountant